

# DRWW - (3)

FIG 1 (DR3W type)

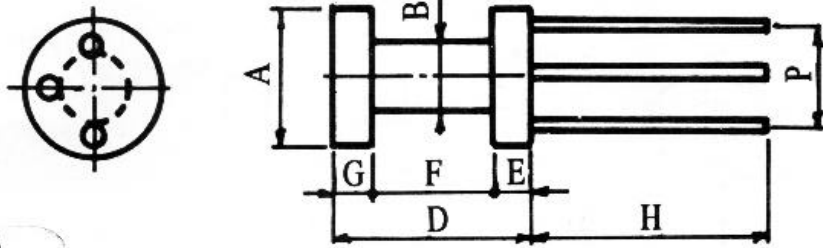


FIG 2 (DR4W type)

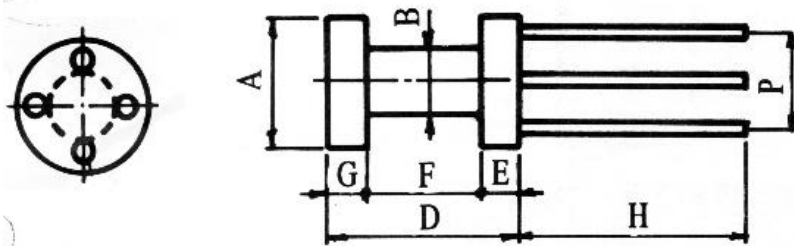
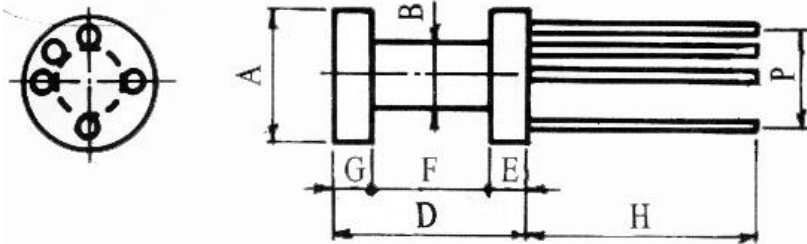


FIG 3 (DR5W type)



## DIMENSIONS (in mm)

ITEM	A	B	D	E	F	G	H	P	Wire OD	Fig
DR4W8x5 <sup>N</sup>	8 ± 0.15	3 ± 0.15	5 ± 0.3	D-F 2	2.4 ± 0.15	D-F 2	20 to 38	5	0.5 ? 1.0	2
DR3W9x6.2 <sup>N</sup>	9 ± 0.15	4.2 ± 0.15	6.2 ± 0.3		3.2 ± 0.15			5		1
DR3W9x12 <sup>N</sup>	9 ± 0.15	3.8 ± 0.15	12 ± 0.4		6.5 ± 0.15			5		1
DR4W10x9 <sup>N</sup>	10 ± 0.2	5 ± 0.15	9 ± 0.3		4.2 ± 0.15			6.9		2
DR3W10x10 <sup>N</sup>	10 ± 0.2	4.25 ± 0.15	10 ± 0.4		5.2 ± 0.15			6.9		1
DR5W10x9 <sup>N</sup>	10 ± 0.2	5 ± 0.15	9 ± 0.3		4.2 ± 0.15			6.9		3
DR4W10x16 <sup>N</sup>	10 ± 0.2	6 ± 0.15	16 ± 0.5		10.5 ± 0.2			6.9		2
DR3W14x15 <sup>N</sup>	14 ± 0.2	6.5 ± 0.2	15 ± 0.5		9 ± 0.2			10		1

Popular material: MG, MGB, E9H, E5D